



































ACCESSORIES | PROSTHETIC WORKFLOW

HEALING CAPS	IMPRESSION TRANSFERS / SCAN BODIES / ANALOGS		
 Implant Healing Cap or  MU Healing Cap	 Snap-On Transfer or  Open Tray Transfer or  Analog	 Clip-On Tray Transfer or  Closed Tray Transfer or  Digital Analog	 Implants Scan Body or  MU Scan Body or  Digital Analog
<p>RECOMMENDED CLOSURE TORQUE</p> <p>Hand tightening up to 15Ncm</p>	<p>Hand tightening up to 15Ncm</p>		






PROSTHETIC DRIVERS

 NM-X1207	 NM-X1210	 NM-X1215	 NM-X1006	 NM-X1007	 NM-X1011	 NM-X1008	 NM-X1009	 NM-X1010
<p>Ratchet Drivers 1.25mm</p>			<p>Manual Drivers 1.25mm</p>			<p>Motor Mount Drivers 1.25mm</p>		

ACCESSORIES | PROSTHETIC WORKFLOW

CEMENT RETAINED RESTORATIONS	SCREW RETAINED RESTORATIONS	CAD/CAM	OVERDENTURE RESTORATIONS
 Temporary Abutment or  Straight Abutment or  Angle Abutment or  Castable Abutment	 Straight Multi-Unit or  Angled MULTI-UNIT or  Angled Vari-Connect + Platform Adapter or  Esthetic Screw Abutment	 Implants Ti Base or  MU Ti Base	 Ball Attachment or  Flat Attachment or  Ball Vari-Connect or  Flat Vari-Connect
<p>RECOMMENDED CLOSURE TORQUE</p> <p>30Ncm</p>	<p>Abutment: 30Ncm Sleeve on MU: 25Ncm</p>	<p>Abutment: 30Ncm Sleeve on MU: 25Ncm</p>	<p>30Ncm</p>

MULTI-UNIT & VARI-CONNECT DRIVERS

 NM-X1016	 NM-X1017	 NM-X7006	 NM-X7007	 NM-X7011	 NM-X7008	 NM-X7009	 NM-X7010
<p>Ratchet Driver \odot 2.0mm</p>		<p>Manual Drivers \diamond 1.25mm</p>			<p>Motor Mount Drivers \diamond 1.25mm</p>		