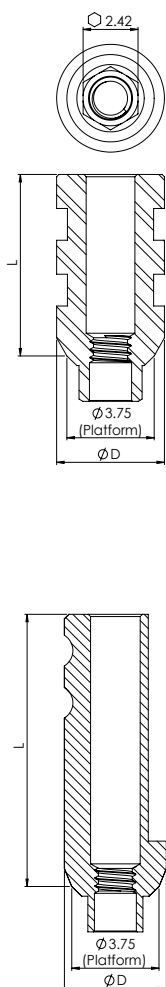















# ACCESSORIES | OPEN & CLOSED TRAY TRANSFERS



DESIGN FEATURES	<ul style="list-style-type: none"> <li>• Open-tray impression transfers - sharp grooves for maximum retention</li> <li>• Close-tray impression transfers - round grooves for easy insertion/removal</li> </ul>
CLINICAL BENEFITS	<ul style="list-style-type: none"> <li>• Open-tray impression transfers for high accuracy</li> <li>• Close-tray impression transfers for places with less space</li> <li>• Non-hexed open-tray impression transfers are perfect for transferring multiple angled implants</li> </ul>
MATERIAL	Body: Stainless Steel Screw: Titanium Alloy (Ti-6Al-4V ELI)

## ORDERING INFORMATION

OPEN TRAY TRANSFER			CLOSED TRAY TRANSFER		
Transfer	Ø D (mm)	L (mm)	Transfer	Ø D (mm)	L (mm)
 NM-T4008	4.75	8	 NM-T3601	4.75	8
 NM-S1610	Screw 16mm Included with all transfers above & available separately		 NM-S1307	Screw 13mm Included with all transfers above & available separately	
 NM-T4203	3.85	12	 NM-T3507	3.85	12
 NM-T4201	4.3	12	 NM-T3511	4.5	12
 NM-T4012	4.75	12	 NM-S1610	Screw 16mm Included with all transfers above & available separately	
 NM-S2418	Screw 24mm Included with all transfers above & available separately		NON-HEXED TRANSFER		
Transfer	Ø D (mm)	L (mm)	Transfer	Ø D (mm)	L (mm)
 NM-T4204	3.85	12	 NM-S2418	Screw 24mm Included with all transfers above & available separately	